



# B89 BASIC HI SPEED 708 in.lbs



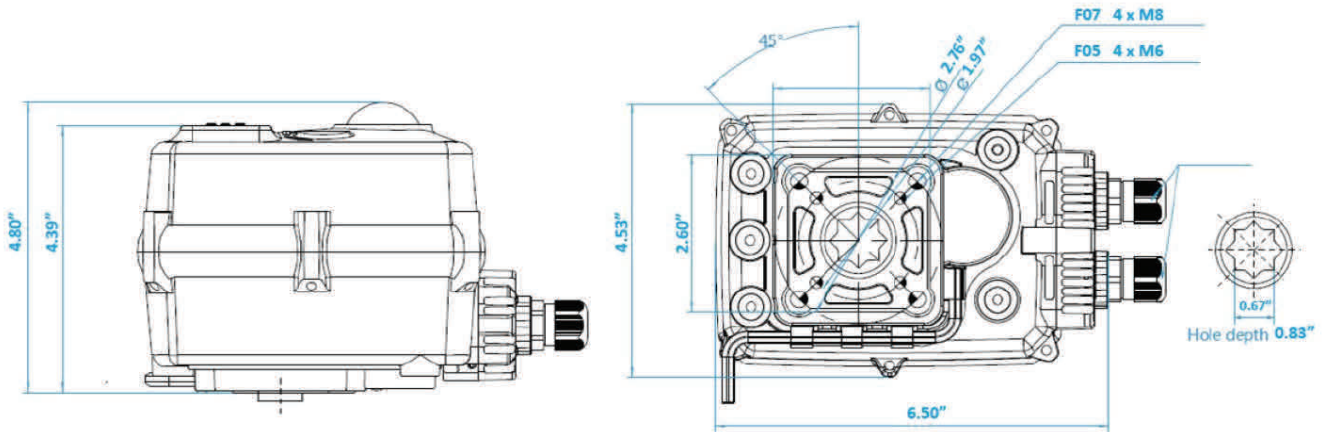
**Model:** B89 708 in.lbs BASIC HI SPEED ELECTRIC ACTUATOR

	AC	AC/DC	DC
Rated Voltage	AC230V	AC/DC 24V	24VDC
Voltage Range	AC 95-265V/DC100-300V	AC20-28/DC22-32V	DC22-32V
Consumption	30W run, 3.9W hold	28W run, 2.6W hold	28W run, 1.2W hold
Peak Current	0.52A @ 5ms 230V	5A @ 5ms 24VDC	5A for 5ms 24VDC
Fuse	2A	10A	10A
Maximum Break Torque in.lbs	796 / 90 Nm		
Run & Reseat Torque in.lbs	708 / 80 Nm		
Manual operation	Yes, by hexagonal wrench (supplied in clip) when no power is being applied		
Run time	≈ 3-5 Seconds		

**STANDARD FEATURES:**

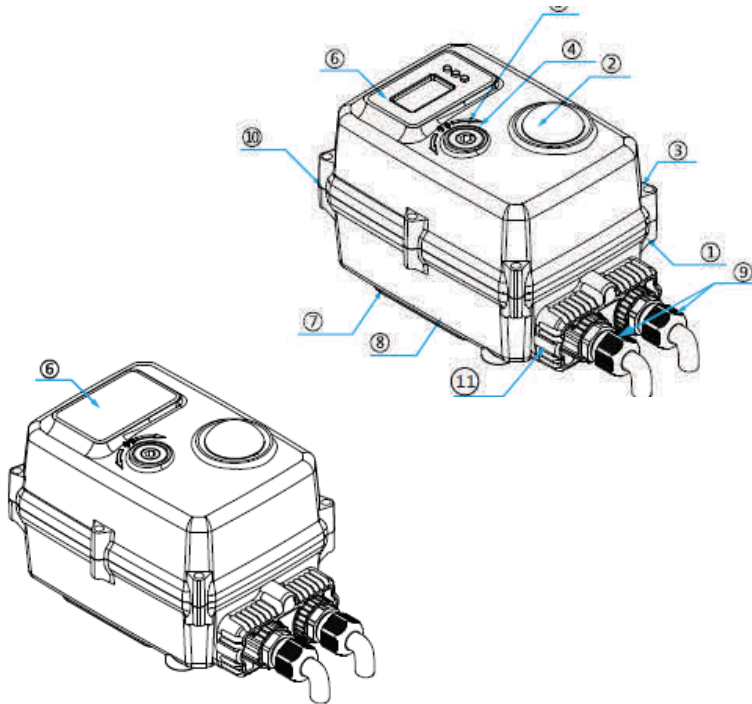
Operating Frequency	AC not continuous, 75% duty cycle but recommend allowing ≥1 min between cycles. DC is continuous.
Position Confirmation	Mechanically driven dome style visual 2 color indicator
Mounting Restriction	None, it can be mounted at any angle. Leave space for manual operation and electrical connection.
End Position Indication	Micro-switches operated by adjustable internal cams , set slightly ahead of the final motor stop position.
ISO:5211	F05 & F07
Working Angle	Factory set at 90° ±2°, maximum angle of rotation 360°
Female Drive	.67" (17mm) octagon x 83" (21mm) deep
Ingress Protection	IP67
Max Media Temperature	176° F
Ambient Temperature	-4° F to 176° F
Non-operating Temperature	-40° F to 176° F
Ambient Humidity	5-95% RH non-condensing
Explosion Proof	Actuator is not explosion proof and should not be placed in hazardous areas.
Housing	Plastic (ABS) cover
Weight	Standard ABS housing 4.85lbs





MATERIALS

B89 708 in.lbs BASIC HI SPEED ELECTRIC ACTUATOR



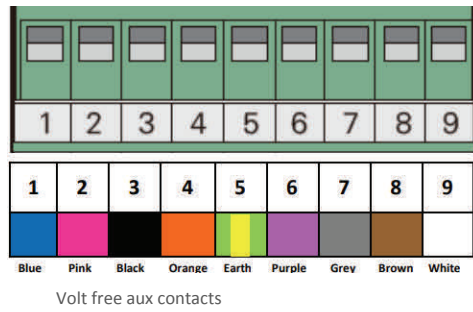
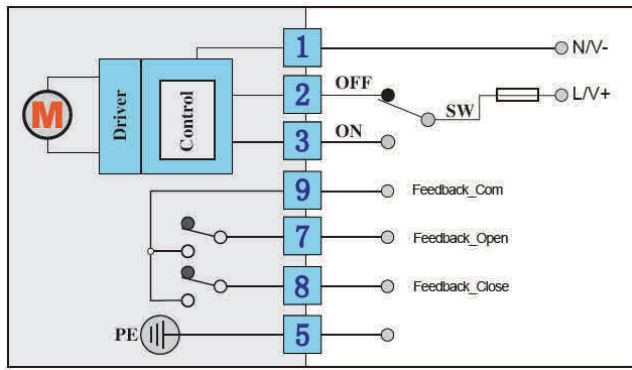
No	PART	MATERIAL
1	Housing	ABS
2	Indicator	Transparent AS
3	Cover screws	304SS
4	Override drive	304SS
5	Seal	NBR
6	Screen	OLED
7	Seal	NBR
8	Connector	Plastic
9	Cover seal	NBR
10	Seal	NBR
11	Label	PVC
12	Allen key	Tool steel
13	Terminal box	Heatproof ABS
14	Output drive	304SS

PART NUMBERS

B89 708 in.lbs BASIC HI SPEED ELECTRIC ACTUATOR

Model	Voltage	Housing	Heater	Control of on-off function
BASIKS-B89	1 AC 230V	p ABS	H 5W/24kΩ	B SPDT. Switchable +ve/ live Volt free end of travel confirmation
	2 AC 110V			
	3 AC 24V			
	4 DC 24V			

SPDT Wiring Type 'B'



**NOTE: ACTUATORS SHOULD HAVE DEDICATED POWER AND CONTROL**